

NERIKAS—Huichol Yarn Painting

Number of participants: dependant on space

Duration: 30 min

Age Restrictions: 6+ younger will need assistance

Brief Description:

Yarn paintings are made in Mexico to tell stories and the culture and religion of the Huichol people. They are made using bright colours and often represent animals. Traditionally, the paintings are made with beeswax spread on wood, then left to warm in the sun. The artist then scratches his design into the wax with a sharpened stick. The lines of the drawing are then filled in by patiently twisting and coiling colored yarns.

Space Requirements:

Craft table

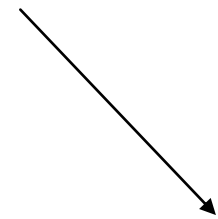




Supplies:

- * Vinyl tiles with adhesive side
- * Yarn
- Scissors
- Shape examples


Activity Instructions:

1. Have the participants choose what shape they would like to create.
2. Peel off the backing of the tile.
3. Start from the center of the tile with the largest space and fill in your shape.
4. Alternate colours as needed. Use short yarn to get more colours

NERIKAS—Yarn Painting



NERIKAS—Huichol Yarn Painting




Turtle



Dove

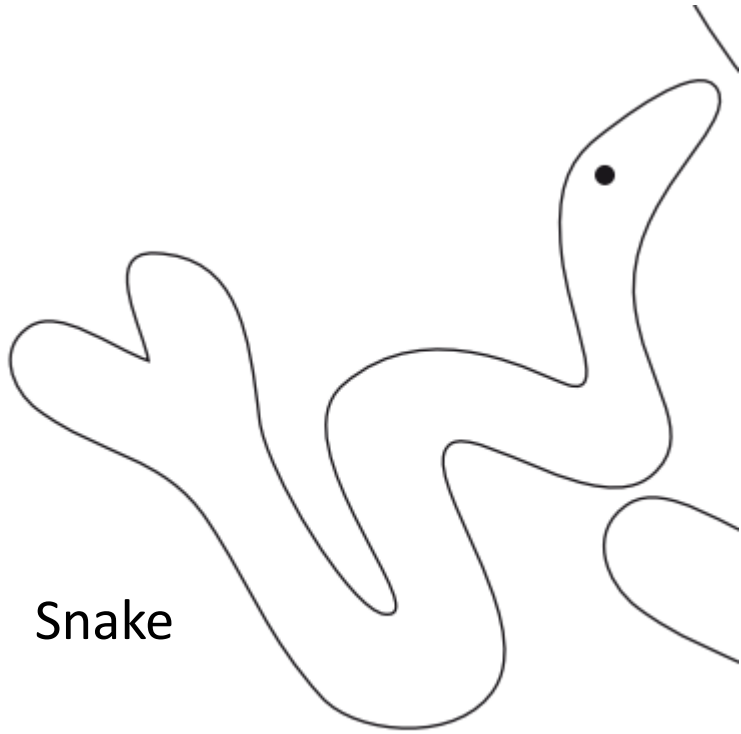


Feather



Leaf

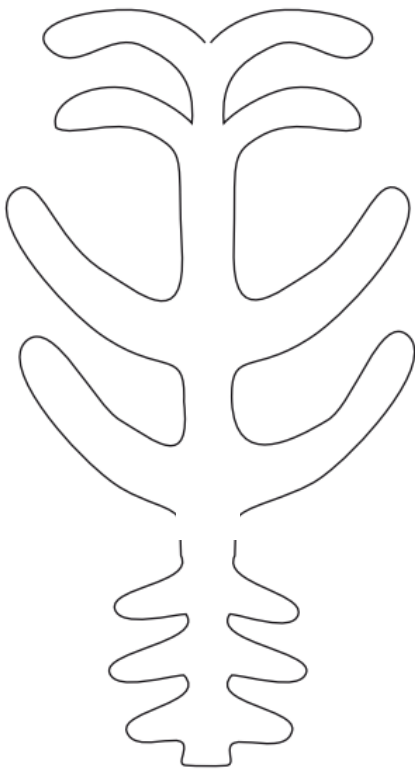
NERIKAS—Huichol Yarn Painting




Snake



Sun



Corn



Flower